

String Color Guide

Most E strings have a solid color for the peg end, and will match the main color


D'Addario




Jargar



Pirastro











Prim












Thomastik-Infeld








Dominant












	E	Light	
	A	Medium	
	D	Heavy	
	G		
	C		

Infeld






	Blue E	Blue (All)	
	Red E	Red (E)	
	A	Red (A D G)	
	D		
	G		
	C		

PI - Peter Infeld






	(Platinum) E	
	(Tin) E	
	(Gold) E	
	A	
	D	
	G	

	Vision 4/4 1/2 1/16	E		Violin
	7/8 1/4 1/10	A		
	3/4 1/8	D		
		G		
				Viola
		A		
		D		
		G		
		C		

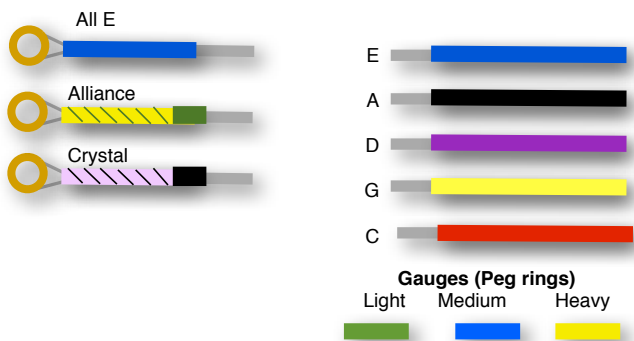
Spirocore

	E	Light	
		Medium	
	E	Heavy	

Super Flexible

	E	Light	
		Medium	
		Heavy	
		(Viola) Heavy	

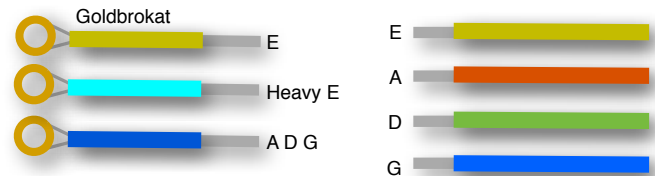
Corelli



Hill



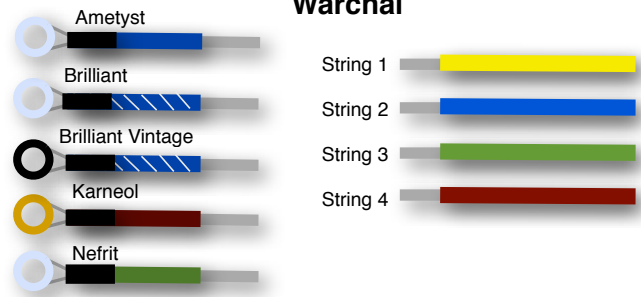
Lenzner



Westminster



Warchal



Larsen

